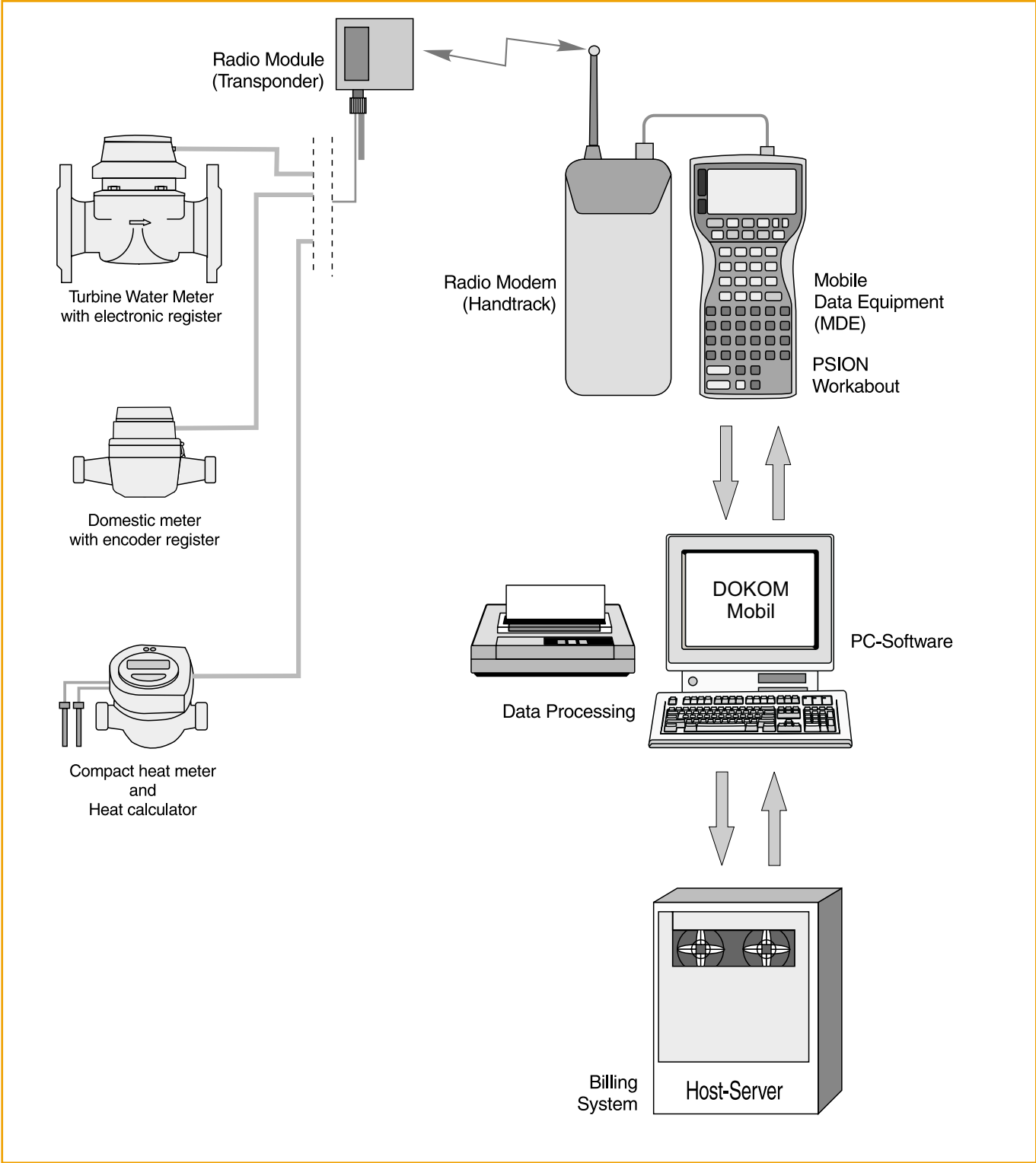
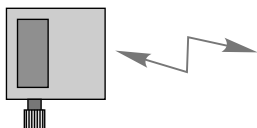


# Radio Reading System



1.

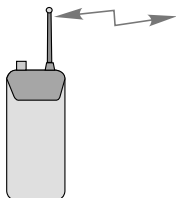


### Radio Module (Transponder) with Mini-Bus Interface

Radio module to be connected to a meter with Encoder register and Mini-Bus interface (protocol acc. to M-Bus standard)

(Radio module with pulse interface on request)

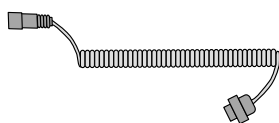
2.



### Radio Modem (Handtrack)

The radio readout device for use with radio module (Transponder, pos. 1). The radio modem needs to be connected to the mobile data equipment (MDE, pos. 4)

3.



### Interface Cable Handtrack < > MDE

To connect the mobile data equipment (MDE, pos. 4) and radio modem (pos. 2)

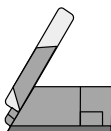
4.



### Mobile Data Equipment (MDE)

Manual readout device PSION Workabout including rechargeable battery and system memory

5.



### Docking Station for PSION Workabout (pos.4)

Electronic desktop stand with holder and interface for PSION workabout incl. cable to connect to the PC  
Used for battery charging and rapid data transfer

6.



### DOKOM Mobil PC Software

System requirement: Windows '95, '98, ME, XP, NT or 2000

- Automatic meter reading
- Manual readout of meters
- Reading tour planner
- Data export (Excel, word, ASCII, ...)

7.

### DOKOM Mobil - Installation/Training

Software installation on the local PC and staff training